

# The NCVPS Canvas Parent App Quick Access Sheet

The canvas parent app allows parents, advisors, facilitators, and mentors to track student performance, see grades, and follow along in a course. **IMPORTANT** – Students must log into their NCVPS **course**, to obtain a pairing code, and parents must log into the **NCVPS account** in the Canvas Parent app.

## STEP 1: Download the Canvas Parent App




**Canvas Parent**  
Instructure Inc.  
#178 in Education  
4.3 • 82.7K Ratings  
Free

(Download, but do not create an account yet)

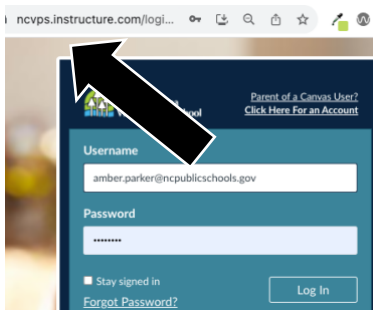
## STEP 2: Have your Student Generate a Pairing Code from their Canvas Course

**A.** Have Student Log into Canvas .  
using their NCEdCloud account.



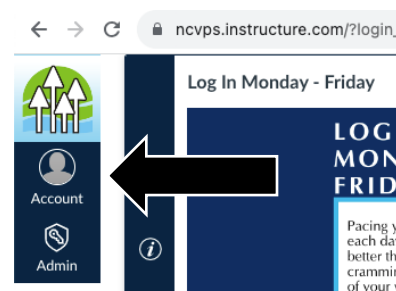
(if your school does not use NCEdCloud, go to step B)

**B.** Have Student Log into Canvas.

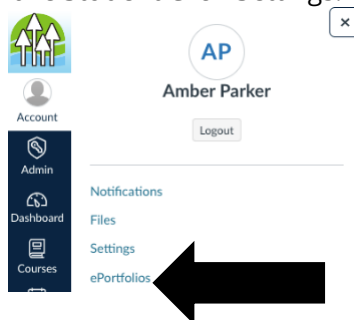


(ensure ncvps is in URL)

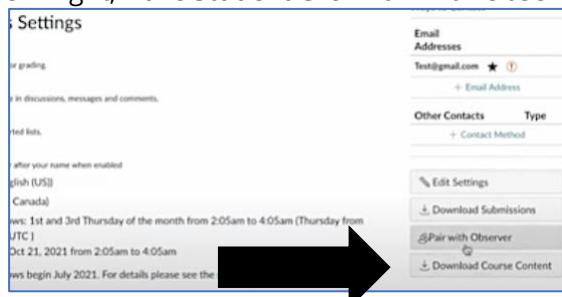
**C.** Have Student Click 'Account' icon



**C.** Have Student Click 'Settings.'



**D.** On Right, Have Student Click 'Pair with Observer'



**Results: (make note of code)**

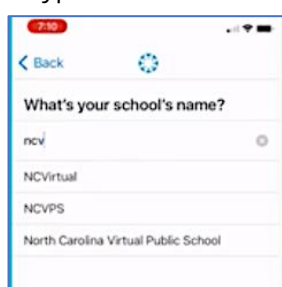


## STEP 3: Create your Parent Canvas App Account

**A.** In the App, Click 'Find School'



**B.** Type NCVPS & Select



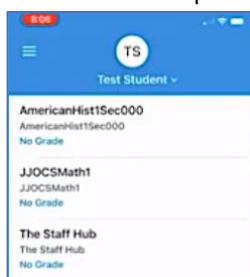
**C.** Click Create Account



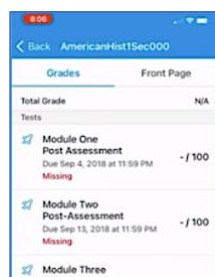
**D.** Fill in info + Pairing Code



**E.** Click Start Participating



**F.** Click on a Course



**G.** Click Front Page



**If you would rather use a computer:**

